

# 220 Select

## 2004



### FEATURES

- Limited lifetime warranty on hull and deck.
- New color-matched vinyls and exterior graphics options.
- Bucket seats with flip-up thigh-rise bolster, swivel and slide features.
- Available with walk-thru transom or full sun pad designs.
- Clarion® AM/FM/CD stereo with in-dash tweeters and digital display remote.
- Beautiful new wood grain dash and steering wheel.
- Available in your choice of five gel-coat graphic color options.
- Finished fiberglass floor with snap-in carpet.
- Integrated/extended swim platform with concealed three-step stainless steel ladder.
- Standard 5.0L MPI 260 hp Alpha I MerCruiser® stern drive.

### SEA RAY SPORT BOATS 2004 220 SELECT

|                          |              |            |
|--------------------------|--------------|------------|
| Overall length           |              |            |
| w/std. integral/extended |              |            |
| swim platform            | 23' 0"       | 7.01 m     |
| Beam                     | 8' 6"        | 2.59 m     |
| Draft                    |              |            |
| (Stern drive down)       | 36"          | 91.4 cm    |
| (Stern drive up)         | 20"          | 50.8 cm    |
| Dry weight               | 4,150 lbs    | 1,882.4 kg |
| Fuel capacity            | 47 gal       | 177.9 L    |
| Dead rise                | 21°          | 21°        |
| Max persons/weight       | 10/1,400 lbs | 635 kg     |
| (MWC) Max weight         |              |            |
| Persons/gear             | 1,600 lbs    | 725.8 kg   |

*Sea Ray*

## Features and Standard Equipment

### HULL & DECK FEATURES

Bow & Stern Eyes, Stainless Steel  
Cleats, Thru-Bolted - Stainless Steel (6)  
Drain Plug, Brass-Threaded - Garboard  
Gel-Coat, Pearl  
Graphics Package (Black, Blue, Green, Red or Yellow)  
Handrail, Stainless Steel w/Integral Ski Tow Eye - Transom  
Hardware, Stainless Steel  
Light, Stern - Removable  
Lights, Navigation - Stainless Steel  
Resin, High-Performance Vinylester  
Rub Rail, PVC w/Stainless Steel Insert  
Shrink Wrap, Reusable Cover  
Storage, Anchor w/Fiberglass Hatch  
Swim Platform, Integral/Extended  
w/Concealed Stainless Steel Three-Step Swim Ladder  
w/Integral Grab Handle  
Vent System, Engine Compartment - Integral  
Windshield, Custom Three-Piece Tempered/Tinted  
Curved Glass w/Walk-Thru

### Certifications:

Meets Applicable USCG & ABYC Standards  
NMMA Certification

### COCKPIT FEATURES

Armrests, Integral  
Beverage Holders (7)  
Carpet Liner, Snap-In  
Dash, Custom Soft-Touch w/Wood-Grain Accents  
Door, Bow Block-Off  
Floor, Finished Fiberglass  
Glove Box, Lockable - Soft-Touch w/Wood-Grain Accents  
Grab Handle, Stainless Steel - Port Dash  
Grab Handles, Color-Coordinated  
Ice Chest, Insulated - Built-In Port Dash  
Lighting, Indirect  
Outlet, 12V Accessory  
Stereo, 12V AM/FM Single CD, Satellite-Ready  
w/Weatherproof Speakers (4), In-Dash Tweeters &  
Digital Cockpit Remote Control (Clarion®)  
Storage, Helm Compartment  
Storage, Side Panels - Bow  
Storage, Side Panels - Upper & Lower - Cockpit  
Storage, Ski/Wakeboard w/Vinyl Matting & Gas-Assisted  
Fiberglass Lid  
Stringer System, Fiberglass  
Trash Receptacle  
Vinyl, Marine-Grade w/Mildew & UV Protection

### TECHNICAL

#### Helm:

Alarms, Engine - Oil & Water (Audible)  
Horn  
Shift & Throttle Lever w/Trim Switch &  
Ignition Cutout Switch  
SmartCraft™ Diagnostics:  
- Instrumentation, Custom Sea Ray® SmartCraft  
w/Low-Glare Blue Night Lighting & Chrome Bezels  
- 4-in-1 Gauge  
(Includes: Fuel Level, Oil Pressure, Voltmeter,  
Water Temperature)  
- Speedometer  
- System Tachometer  
(Includes: Depth, Engine Alarms/Hourmeter,  
Fuel Consumption/Usage, Trim Level, Troll Control,  
Voltage)  
- Trim Gauge  
Steering, Power-Assisted  
Steering, Tilt Wheel  
Steering Wheel w/Wood-Grain Accents  
Switch Panel w/Weatherproof Lighted Chrome  
Toggle Switches  
Tilt & Trim, Power

### Electrical Systems:

Battery Tray w/Mount  
Fuse Block  
Wiring, Color-Coded w/Chafe Protection

### Engine Compartment:

Bilge Pump, 12V Automatic  
Blower, 12V Bilge  
Fire Extinguisher Discharge Port  
Gel-Coated Engine Compartment  
Insulated Engine Compartment

### Fuel System:

Fuel Lines, USCG - Type A-1  
Fuel Tank w/Electric Shutoff Valve & Electric Sending Unit

### Trailer, Tandem-Axle - Painted:

Bearing Protection  
Brakes, Free-Backing Hydraulic Surge (Single-Axle)  
Lights, Waterproof  
Safety Chains  
Straps, Transom Tie-Down  
Tires, Radial  
Tongue, Swing-Away  
Tongue Jack, Swivel  
Winch Stand, Adjustable w/Nylon Strap & Hook

### STANDARD PROPULSION

5.0L MPI Alpha I MCM Stern Drive  
(260 hp - 194 kW)  
Propeller, Stainless Steel  
Oil Filter - Remote

### Options/Accessories

### OPTIONAL PROPULSION

#### Gasoline Stern Drives:

5.0L MPI Bravo® III MCM\*  
(260 hp - 194 kW)  
350 Magnum® MPI Alpha I MCM\*  
(300 hp - 224 kW)  
350 Magnum® MPI Bravo® III MCM\*  
(300 hp - 224 kW)  
MX6.2L MPI Bravo® III MCM\*  
(320 hp - 239 kW)

#### \*Fuel-Injected Engines Std. w/Stainless Steel Propeller & Remote Oil Filter

### OPTIONAL PACKAGES

#### Canvas Package (for Bimini Top):

Aft Curtain  
Bimini Top w/Boot  
Canvas Storage Bag  
Cockpit Cover  
Front Curtains  
Side Curtains  
Tonneau Cover

#### Premium Trailer Package

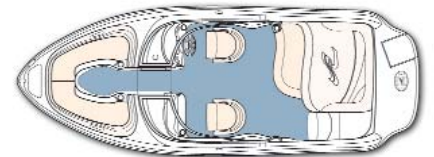
#### (Not Available w/Galvanized Trailer):

Brakes, Disc (Single-Axle)  
Fenders, Steel  
Rims, Chrome  
Tire, Spare w/Carrier  
Tires, Radial  
Tires, Raised White Letter

### INDIVIDUAL OPTIONS

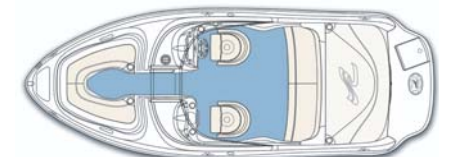
Battery On/Off Switch  
Battery Switch, Dual w/Second Battery Tray  
Canvas, Bimini Top w/Boot  
Canvas, Cockpit Cover/Tonneau Cover  
w/Canvas Storage Bag  
Compass  
Filler Cushions - Bow  
Fire Suppression System - Automatic  
Graphics, Two-Tone Gel-Coat  
(Black, Blue, Green, Red or Yellow)  
Satellite Radio Hookup (12V)  
Stereo, Premier Upgrade - Amplifier & Subwoofer  
Stereo Remote Control - Additional Unit on Transom  
Tower, Water Sports - Aluminum Tubular w/Bimini Top  
Trailer Options  
- Galvanized Trailer w/Disc Brakes  
- Galvanized Trailer w/Second-Axle Disc Brakes  
- Painted Trailer w/Second-Axle Brakes  
Trim Switch, Transom  
Wakeboard Racks (Only available when Water Sports  
Tower is also purchased)  
Windshield Wiper - Starboard

CE Option



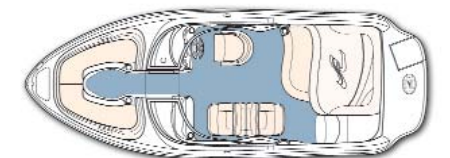
#### Standard Seating Plan

Bucket Seats (2)  
(w/flip-up thigh-rise; slider & swivel functions)  
Aft Bench Seat  
Sun Pad w/Walk-Thru Transom



#### Optional Seating Plan

Bucket Seats (2)  
(w/flip-up thigh-rise; slider & swivel functions)  
Aft Bench Seat  
Full Sun Pad



#### Optional Seating Plan

Bucket Seat, Helm  
(w/flip-up thigh-rise; slider & swivel functions)  
Port Back-to-Back Lounger  
Aft Bench Seat  
Sun Pad w/Walk-Thru Transom

NOTE: Boats which are ordered with 220V/50 Cycle Electrical Systems will be installed with the appropriate appliances in the corresponding voltage.

Sea Ray Boats, 2600 Sea Ray Blvd., Knoxville, TN 37914. For information call 1-800-SRBOATS or fax 1-636-326-3282. Internet address: <http://www.searay.com>  
Note: Not all accessories shown in pictures or described herein are standard equipment or even available as options. Options and features are subject to change without notice. Not all model year boats may contain all the features or meet the specifications described herein. Confirm availability of all accessories and equipment with an authorized Sea Ray dealer prior to purchase. Printed in the U.S.A. July 2003 ©Sea Ray Boats.

