

Horizon Cat

"A New Breed of Cat Boat"



Custom colors shown.

The Horizon Cat Story

The heritage of the *Horizon Cat* is the famous Cape Cod shoal-draft cat-rigged work boats that plied Nantucket and Vineyard Sounds during the 1900s. Known for their seaworthiness, ease of handling, and roominess, the Cape Cod Cat was a natural choice as the Hutchins Company's newest weekend cruiser.



Snoozing along at better than five knots with a bone in her teeth

At a glance, some might wonder how the full-figured *Horizon Cat* performs to weather. Amazingly! Her wide beam provides initial stability and, as the boat heels and rises unto her chine, the underbody shape becomes sleek, narrow, and easily driven to windward. Since there are no heads'ls to handle, repeated short tacking is effortless for even a light-weight single-handed sailor. The integrally molded keel, which encases 600 pounds of ballast and centerboard, provides additional windward lift while allowing beach approaches in knee-deep water.

With shoal draft for gunkholing and trailerability, cruising lakes and backwaters is now at your finger tips, and every beach is as close as your bow.



*With the **Horizon Cat's** light displacement and shallow draft, towing and launching is effortless with the dual-axle custom trailer. On most standard ramps, the **Horizon Cat** will float off before the tow-vehicle's wheels touch the water.*

Specifications

LOA:	20' 0"
LWL:	17' 9"
Beam:	8' 4"
Draft (board up):	26"
Draft (board down):	60"
Disp.:	2,500 lbs.
Ballast:	600 lbs.
Sail Area:	205 sq. ft.

The Horizon Cat's Interior

The *Horizon Cat* has been designed, built and outfitted as a weekender for the cruising couple. There are two settee/quarter berths with storage bins under. Shelves with backrest bins line the hull for the length of the main cabin. A ten-gallon nylon water tank is located under the starboard settee. Four opening "cat's eye" ports provide the main cabin with lots of light and air. Teak doors, fiddles, and a teak/holly sole give the *Horizon Cat* a rich, traditional decor.



*Because the centerboard trunk is completely enclosed beneath the sole, the **Horizon Cat's** interior is remarkably expansive and completely unobstructed.*

The port galley counter encloses a small ice box while the starboard galley counter provides storage cabinet space under the sink and a hand-pump water spigot. When preparing meals, the counters can be joined with an insert to form a continuous seven-foot work top supporting a single-burner, self-contained Butane stove.

Forward of the main bulkhead is the head, provided with an optional privacy curtain, portable toilet, port and starboard vanities, sink with hand-pump spigot, storage bins and hamper. A lift hatch is located over the head for ample ventilation. An additional storage compartment with teak doors is located forward of the head. Inboard access to the chain bin is through this compartment.



Horizon Cat's head compartment provides privacy, comfort, light, and ventilation. The porto-potty is located under the seat/enclosure while the sink is just to the right. A hamper is located under the port-side counter (just out of view). Access to additional storage and chain locker is through the forward double doors.



The optional 7-horsepower diesel installation fits neatly under the cockpit and is very accessible by removing the companion ladder.

Horizon Cat Construction

Hull and deck are fabricated of hand-laid fiberglass with a plywood core reinforced transom. An external deck-to-hull joint with stainless bolt fasteners has been employed which is protected with a rigid PVC abrasion-resistant covering and stainless steel rub rail. Internal construction is conventional wood, except for the cabin overhead which receives a fiberglass liner. All through-hull fittings and chain plates are installed with glassed-over plywood backing blocks.

All construction, metal fabrication, and rigging is done under the most stringent quality control for your assurance of satisfaction and product longevity.

The Mastendr™ Rigging System

The Mastendr™ Rigging System adds an exclusive dimension of convenience to trailer sailing that is really astounding. Your mast is up and you're ready to go in just a few minutes! Here's a brief look at how it works:



1a Untie and lift the mast to vertical. It's really very light.




1b Place mast strut on mast. Winch mast to vertical using the forestay extension line.


<or>




3 Insert the mast-hinge lock



4 Insert the forestay quick clevis pin.



4 Pull the forestay tensioning lever downward to tighten forestay.



5 Insert the tensioning-lever lock quick clevis pin.

*We're really flying now!
And ain't we pretty?*



Can we go sailing now?



Standard Equipment

- Mastendr™ quick-rig sailing system
- Anchor roller on teak bowsprit
- Interior and navigation lighting with panel
- Four opening cabin ports and one fixed port
- Twin 7' settee berths with vinyl cushions
- Self-contained Butane galley stove and galley-counter extension
- Porto-potty under seat enclosure
- Teak and holly cabin sole, oil finished
- Teak wheel steering and high-aspect ratio aluminum kick-up rudder
- Chain locker and battery compartment
- Double ended quick-release mainsheet
- Two halyard winches and line clutches
- Two stainless-steel mooring cleats and mooring bit
- Rigid PVC abrasion-resistant covering and stainless-steel rub rail
- Retractable stainless-steel motor bracket
- Cockpit-seat storage lockers
- Forward opening Lexan™ hatch and main slide hatch with teak hatch boards
- Bilge pump
- 10-gallon nylon water tank
- Head and galley sinks with hand fresh-water pumps
- Teak and stainless-steel boom gallows
- Gaff-headed Dacron sail with one reef
- Metallic cove stripe and waterline
- Teak cabin handrails and trim
- Stainless-steel towing/mooring bow eye



COM-PAC YACHTS
Hutchins CO., INC.

1195 Kapp Dr.
Clearwater, FL 33765

Ph: (727)443 4408
FAX: (727)443 1088

www.Com-PacYachts.com