

44 HARDTOP EXPRESS

SPECIFICATIONS

Length Overall (w/ pulpit)	47'7"
Hull length	44'7"
Beam (Extreme)	16'6"
Draft	3'7"
Transom Deadrise	16°
Displacement (Lt)	43,200 lb
Fuel	800 gal.
Water	100 gal.
Cabin Headroom	6'-8"
Berths	4-6



The Perfect Sportfishing Machine.

You're out on the water for one reason only. Not to look like the biggest fish around—but to catch it. That's why the 44 Hardtop Express is designed to be a superior fishing machine. Hailed as the evolution in express design from CABO — its integrated hardtop provides better protection, visibility, and comfort on the helm deck so you can spend your day fighting fish, not the elements. And the cockpit is an angler's dream. Add to that our blue water designed hull, innovative interior layout and electrical designs, and our renowned attention to the smallest detail. All combined, it's what makes the 44 Hardtop Express 100% pure CABO.

STANDARD EQUIPMENT

Hull

- Boot striping - choice of colors
- Bottom paint, complete preparation - 2 coats epoxy, 2 coats anti-fouling paint; black, standard
- Hull, inside, finished white LP paint
- Molded fiberglass construction with superior ISO/NPG exterior gelcoat finish and premium vinylester resins; biaxial stitched fabric reinforcement; solid fiberglass bottom construction; core construction from chine to sheer (vacuum-bagged)
- Stainless steel rub strip on face of white high-density PVC rub rail
- Trim tabs, fully recessed

Deck

- Anchor roller assembly, recessed, custom stainless steel
- Bow pulpit, integral molded fiberglass
- Custom bow rails, aluminum
- Deck surface, molded-in, non-skid
- Forward mooring cleats (2), stainless steel
- Saltwater washdown forward in anchor locker



- Spring line cleats (4), custom
- Stern cleats (2), stainless steel
- Stern hawse pipes, stainless steel
- Molded fiberglass using polyester resin, biaxial stitched fabric reinforcement and vacuum-bagged core construction
- Molded-in white gelcoat finish
- Windlass, heavy-duty, DC electric, remote at helm and deck switches
- Windshield washers (3), freshwater-supplied
- Windshield wipers (3), self-parking with pantograph arms, intermittent and separate controls.



CABO 44 Hardtop Express Buyers Guide *(Continued)*

Cockpit

- Aluminum reinforcing plate installed for mounting fighting chair
- Bait and tackle center with storage, gas spring, full-length stainless steel piano hinge and custom latch
- Mezzanine with integrated storage
- Insulated drink storage box
- Bait tank, 56 gallons, molded into transom with large overboard drain
- Courtesy lighting under gunwales
- Door to engine room with ladder from cockpit
- Fish boxes (2), large capacity, insulated, macerator pump-out system
- Gunwale padding, high-density foam, white vinyl covered
- Hatches, lazarette and fish boxes, heavy-duty, gasketed, drains, gutters, full-length stainless steel piano hinge and custom latch
- Hose and pistol-grip nozzle
- Rod holders (4)
- Scuppers, self-bailing
- Transom door with top gate, extreme-duty, polished stainless steel hardware
- Washdowns, freshwater, port
- Washdown, saltwater, port
- LED flood light

Helm Deck

- Companion seat, mounted on starboard cabinet
- Companionway door, sliding, opaque with white acrylic
- Helm seat, adjustable, with vinyl-covered high-density foam cushions, pedestal-mounted
- Helm console, integrally molded
- L-shape lounge, portside and aft with lockable storage beneath
- Molded fiberglass helm deck
- Storage cabinet with drawers for gear storage and organization

- Integrated hardtop with three-sided enclosure
- Ventilation hatches
- LED Tri-color lighting, DC
- Rod storage locker
- Electric teaser reel mounts
- Sliding windows, port and starboard

Helm Console

- Console cover, canvas
- Compass, with light, flush-mounted
- Engine instrument panel, custom, with audible warning system and hour meters
- Fire and bilge high water level alarms, audible
- Helm wheel, stainless steel
- Navigation and electronics panel
- Palm Beach pod, mounted, single lever electronic controls
- Switch panels, custom, stainless steel

Mechanical

- Bilge, white LP finished
- Bilge pumps (5), three automatic/manual, two automatic
- Double constant torque stainless steel clamps on engine exhaust hoses
- Double hose clamps on all hose fittings, stainless steel
- Electric fuel priming pumps
- Electronic controls with trolling valves, engine synchronizer and back up controls
- Emergency bilge pump diverter valve on one main engine
- Engine alarm system
- Engine room liner, white gelcoat finished
- Engine room blowers (2), DC
- Engine room ventilation fan, AC
- Fire extinguishing system, manual/automatic
- Freshwater cooling, on main engines
- Freshwater hose bib
- Freshwater pump, AC with backup freshwater pump, DC
- Fuel filters with water separators on main engines and generator, large capacity

- Fuel lines, metal braided, fire-retardant
- Fuel tanks, fiberglass, fire-retardant vinylester resin
- High water bilge alarms (3)
- Holding tank, 43-gallon, with monitor, macerator and dockside discharge
- Propeller shafts, double taper, couplers, high-strength stainless steel
- Propellers, 4-blade Nibrall
- Power steering
- Rudders, bronze, high-strength, with high load bearings (low friction, precise control)
- Sea cocks, UL approved for marine application bronze, fitted on all thru-hulls below waterline
- Stuffing boxes, drip-less lip seal type
- Water heater, 11-gallon, AC, stainless steel
- Water intake scoops, bronze, high-speed, with integral seawater strainers

Electrical

- 11.5 - kW freshwater-cooled diesel generator with seawater strainer, remote start and digital panel, water lift muffler, safety shutdown system, sound enclosure
- 50' shore power cord with retractable Glendinning Cable Master, 220V, 50-amp
- Battery charger, automatic with thermal cut out
- Battery on/off switches, vapor-proof
- Battery paralleling, automatic, with manual switch at helm
- Bonding system with transom zinc plate
- Distribution panel, custom, AC electrical, with line voltage and load meter, reverse polarity light
- Distribution panel, custom, DC electrical, with battery voltage and load meter
- Electronic supply at helm, 24VDC and 12VDC at 50 amps
- Horn, dual air trumpet
- Lights, engine room, AC and DC



CABO 44 Hardtop Express Buyers Guide *(Continued)*

- Lighting, recessed halogen
- Lighting, DC and AC
- Lights, navigation, international
- Receptacles GFI protected, throughout cabin
- Air conditioning / heating , AC

Main Cabin

- AC duplex outlet/GFI protected
- Access hatch to below deck equipment
- Carpet, removable, deep-pile
- Deck hatch, retractable shade
- Skylight (2)
- Entertainment center, AM/FM/CD/DVD
- Fabrics and coverings, fine selection throughout
- Lounge, convertible to double sleeper
- Interior wood, teak, satin finish
- Lighting, recessed halogen
- TV, LCD, flat screen

Galley

- AC duplex outlet/GFI protected
- Cook top, ceramic, two-burner, recessed with solid surface cover
- Solid surface countertop
- Garbage disposal
- Microwave/convection oven
- Refrigerator/freezer, with pullout drawers
- Sink, deep, stainless steel
- Storage compartments and drawers throughout
- Undercabinet lighting, recessed halogen

Forward Stateroom

- AC duplex outlets/GFI protected
- Berth, double, island-style, 5" mattress, bunkcover
- Foredeck hatch, with retractable shade
- Lighting, recessed halogen
- Lockers, hanging, cedar-lined, port and starboard
- Storage, compartments and large drawers below bed
- Storage, rod lockers (2), with horizontal rod racks
- TV, LCD, flat screen
- Stereo AM/FM/CD/DVD, (2) speakers

Angler's Room

(optional - in lieu of 2nd stateroom)

- Tackle display case
- Rod storage racks
- Lighting, recessed halogen
- Locker, hanging, cedar-lined
- Pullman berth
- AC duplex outlet/GFI protected

Second Stateroom

- Wall-mounted mirror
- Lighting, recessed halogen
- Lighting, reading, DC
- Berths (2), single
- Folding top berth for additional space
- Locker, hanging, cedar-lined
- Rod storage under lower berth
- Blanket locker
- Skylight
- AC duplex outlet/GFI protected

Head Compartment

- AC duplex outlet/GFI protected
- Solid surface countertop
- Vanity with storage cabinet
- Designer faucets and shower fixtures
- Mirror with storage
- Head, Sealand Vacuflush, electric
- Lighting, recessed halogen
- Sink
- Shower stall, automatic shower sump pump
- Linen locker
- Fordeck hatch with retractable shade

Safety Equipment

- Anchor, 25' chain, 250' rode, life jackets, throwable P.F.D., fire extinguisher, docklines, fenders, distress signaling device, flashlight, emergency horn, first aid kit and bell

Engine Upgrades

- Twin Caterpillar C12, 715HPM
- Twin Cummins QSM 11, 715HPM
- Twin MAN R6-800CRM, 800HPM
- Twin Caterpillar C18, 1015HPM
- Twin Caterpillar C18, 1150HPM

OPTIONAL EQUIPMENT

Interior Options

- 1 Stateroom / 1 head arrangement with dedicated angler's room
- 2nd undercounter galley refrigeration / freezer unit *(in lieu of standard storage)*
- Alternate color solid surface - galley
- Alternate color solid surface - head
- Sheet set (cotton)
- Teak & holly sole *(in lieu of standard carpet)*
- Central vacuum

Helm Deck Options

- Express stereo - 4 speakers, 2 helm deck, 2 cockpit
- Freezer in starboard helm deck cabinet *(in lieu of standard storage)*
- Refrigerator in starboard helm deck cabinet *(in lieu of standard storage)*
- Ice maker in starboard helm deck cabinet *(in lieu of standard storage)*
- Helm deck A/C 32,000btu
- Port companion seat *(in lieu of standard lounge)*
- Carpet, helm deck

CABO 44 Hardtop Express Buyers Guide *(Continued)*

Cockpit Options

- Electric grill built into starboard bait and tackle center
- Freezer under port mezzanine seating *(in lieu of standard storage)*
- Window in bait tank w/ led light
- Omit transom bait tank
- Refrigeration plate in starboard cockpit fish box
- Chipped ice machine plumbed to fish box
- Hot and cold hand held shower in cockpit
- Pre-wire 12v electric reel in cockpit
- Pre-wire & plumb for tuna tubes

**Any information contained within this document is subject to change without notice.*

**All new CABO Yachts come with a 10 Year Hull, 2 Year Limited Warranty.*

Mechanical Options

- 17 kW freshwater cooled diesel generator *(in lieu of standard 11.5kW generator)*
- Bow thruster 8hp
- Electronic engine gauge panel in engine room
- Reverso fuel polishing system
- Oil change system
- 700 Gal./Day water maker
- Pre-wire & plumb for water maker
- Propsmith propeller installation and removal tool
- Spare props

Generator is not intended to supply power for all standard and optional accessories. Load must be limited to generator output rating.

General Options

- Aux, 12vdc, dist. Panel for electronics
- 220-240V/50hz conversion
- Australian export 220-240v/50hz conversion
- CE certification for European export 220-240v/50hz conversion
- Extra outlet - 110v
- Hull color other than white
- Underwater lights (2)
- Swim platform ladder, stainless
- Swim platform, fiberglass

Rail options

- Rails, east coast style, polished stainless *(in lieu of standard)*
- Rails, west coast style, aluminum *(in lieu of standard)*
- Rails, west coast style, polished stainless *(in lieu of standard)*

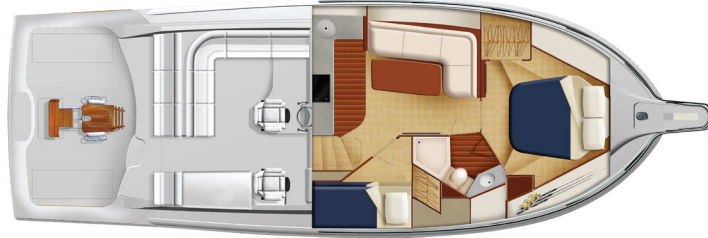


CABO 44 HARDTOP EXPRESS ARRANGEMENTS

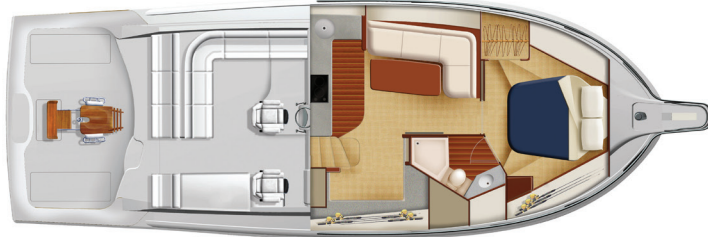
Standard Helm Deck/
Cockpit Arrangement



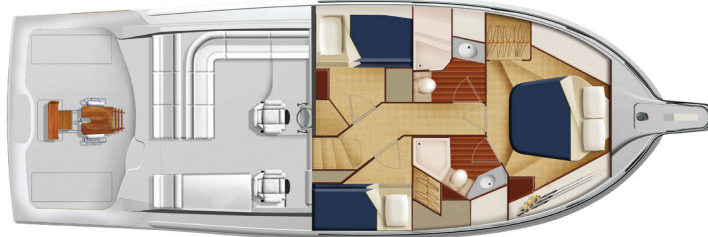
Standard 2 Stateroom
1 Head Arrangement



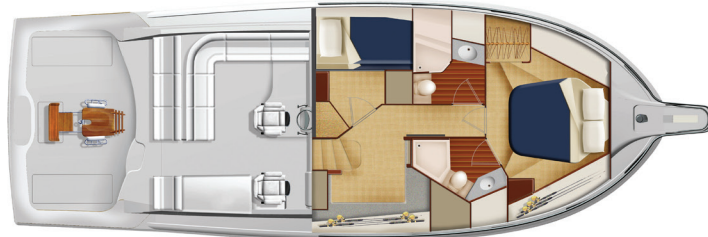
Optional Anglers Room
Arrangement



Optional 3 Stateroom
2 Head Mediterranean
Arrangement



Optional 2 Stateroom
2 Head with Anglers
Room Arrangement



Optional Cruising
Exterior Arrangement

