



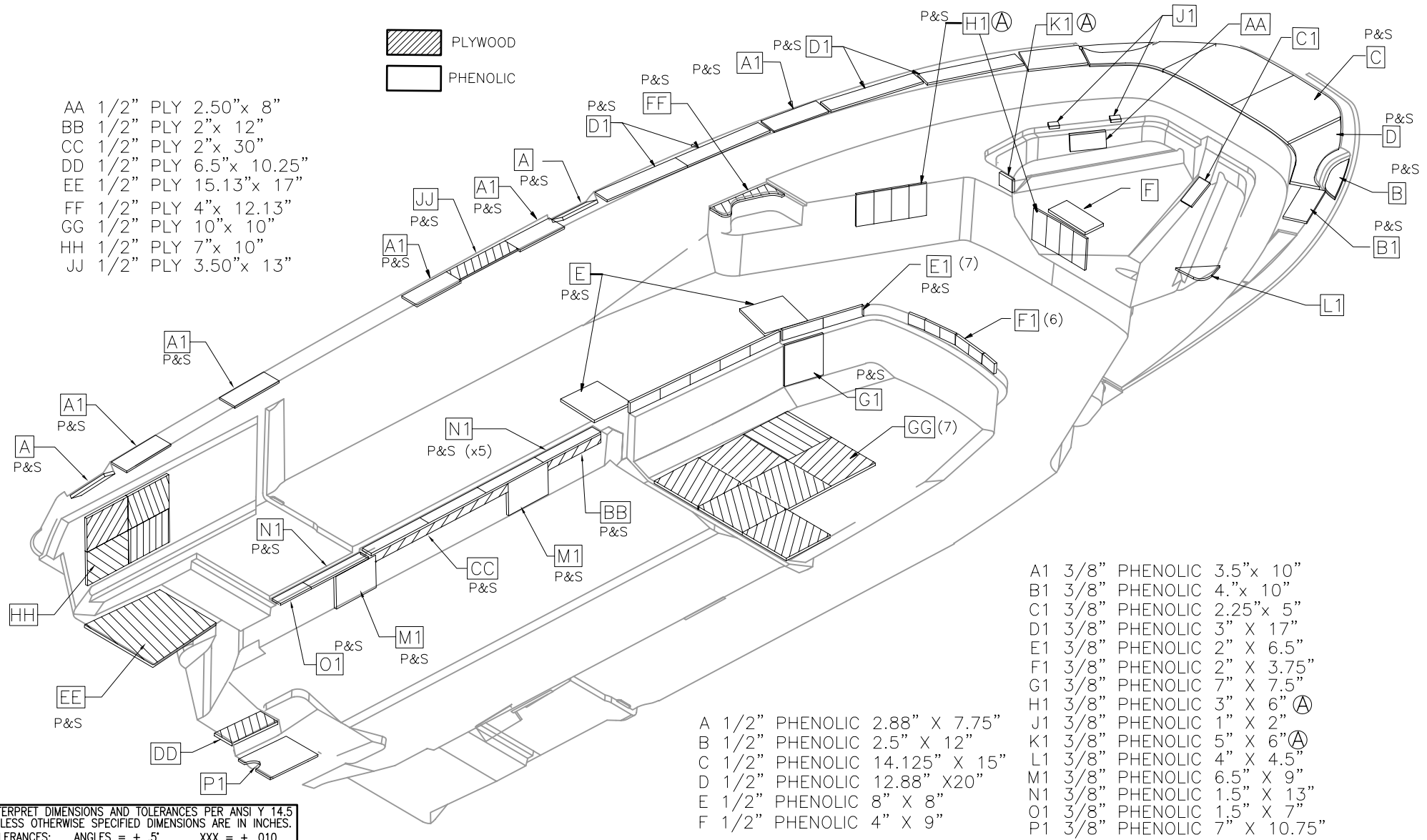
THIS DOCUMENT IS THE PROPERTY OF BOSTON WHALER, INC. MFG. DEPT., EDGEWATER, FLORIDA. ALL RIGHTS ARE RESERVED. THIS DOCUMENT AND INFORMATION CONTAINED MUST NOT BE COPIED OR DISCLOSED TO OTHERS WITHOUT WRITTEN PERMISSION OF BOSTON WHALER, INC.

DWG. NO: 1819856 REV. A CURRENT ECD 051208

REVISIONS					
REV.	DESCR.	BY	DATE	APPVD.	ECN NO.
A	H1 WAS 6" X 6", K1 WAS 4" X 4"	AT	05/23/06	VPK	051208

 PLYWOOD
 PHENOLIC

- AA 1/2" PLY 2.50"x 8"
- BB 1/2" PLY 2"x 12"
- CC 1/2" PLY 2"x 30"
- DD 1/2" PLY 6.5"x 10.25"
- EE 1/2" PLY 15.13"x 17"
- FF 1/2" PLY 4"x 12.13"
- GG 1/2" PLY 10"x 10"
- HH 1/2" PLY 7"x 10"
- JJ 1/2" PLY 3.50"x 13"



- A 1/2" PHENOLIC 2.88" X 7.75"
- B 1/2" PHENOLIC 2.5" X 12"
- C 1/2" PHENOLIC 14.125" X 15"
- D 1/2" PHENOLIC 12.88" X 20"
- E 1/2" PHENOLIC 8" X 8"
- F 1/2" PHENOLIC 4" X 9"
- A1 3/8" PHENOLIC 3.5"x 10"
- B1 3/8" PHENOLIC 4."x 10"
- C1 3/8" PHENOLIC 2.25"x 5"
- D1 3/8" PHENOLIC 3" X 17"
- E1 3/8" PHENOLIC 2" X 6.5"
- F1 3/8" PHENOLIC 2" X 3.75"
- G1 3/8" PHENOLIC 7" X 7.5"
- H1 3/8" PHENOLIC 3" X 6" (A)
- J1 3/8" PHENOLIC 1" X 2"
- K1 3/8" PHENOLIC 5" X 6" (A)
- L1 3/8" PHENOLIC 4" X 4.5"
- M1 3/8" PHENOLIC 6.5" X 9"
- N1 3/8" PHENOLIC 1.5" X 13"
- O1 3/8" PHENOLIC 1.5" X 7"
- P1 3/8" PHENOLIC 7" X 10.75"

INTERPRET DIMENSIONS AND TOLERANCES PER ANSI Y 14.5 UNLESS OTHERWISE SPECIFIED DIMENSIONS ARE IN INCHES.
 TOLERANCES: ANGLES = ± .5° .XXX = ± .010
 .X = ± .1 .XX = ± .03 X = ± 1/16
 DO NOT SCALE DRAWING



CHECKED: R.CRAVEN	DATE: 03/20/06	DRAWN: HAL READ	DATE: 03/14/06	SCALE: NONE	BOAT MODEL 200DA07	MOLD NO. 22K27800
APPD: R.A.	DATE: 03/20/06	DWG. TITLE: DIAGRAM, REINF LCTN BW200DA-07			INIT. REL. ECN NO: 051208	DWG. NO: 1819856
DESIGN: V.P.K.	DATE: 03/20/06					SHT. NO. 1 OF 1
INT. ENG: M.G.	DATE: 03/20/06					