

HATTERAS 95 RAISED PILOTHOUSE  
*A New American Classic*



HATTERAS 95 RAISED PILOTHOUSE



HATTERAS 95 RAISED PILOTHOUSE



## A NEW FLAGSHIP... ... FOR A NEW ERA

Hatteras Yachts is proud to announce plans to unveil the new 95 Raised Pilothouse in the summer of 2013. This new model brings styling cues from her classic lineage into the 21st century, and is designed to set yet another standard of excellence in large motor yachts. Hatteras has drawn on its 52 years of history, outside consultants from around the world, and inspiration derived from some of the finest mega yachts afloat to design her. Classic beauty and unrivaled craftsmanship, ship-like features and amenities, and everything one typically expects in a Hatteras yacht define this new flagship.



 **Hatteras**<sup>®</sup>



# HATTERAS 95 RAISED PILOTHOUSE

## SPECIFICATIONS

	STANDARD	METRIC
Length Overall	100' 0"	30.48 Meters
Beam	22' 6"	6.86 Meters
Draft	5' 11"	1.80 Meters
Freshwater Capacity	840 Gallons	3,180 Liters
Gray Water	480 Gallons	1,870 Liters
Fuel Capacity	4,700 Gallons	17,791 Liters
Holding Capacity	420 Gallons	1,590 Liters
Displacement	270,000 lbs	122,470 Kilograms
Height Above Waterline to Top of Arch	21' 5"	6.53 Meters

## ENGINES

	POWER	TOP / CRUISE SPEED	RANGE
Twin CAT C32 ACERT Diesel Engines	1900 BHP	25 / 19 Kts	679 NM (@2000 RPM)
Twin MTU 16V2000 CR Diesel Engines	2600 BHP	29 / 24 Kts	492 NM (@2100 RPM)



*The new 95 Raised Pilothouse will be offered as a heavily contented, turnkey package. Everything from zero-speed stabilizers, bow and stern thrusters, and a premium A/V system to a stocked wine cooler, bathrobes and linens are included. Also included is an electronics allowance that will easily outfit a true captain's pilothouse, equipping her for the demands of cruising in exotic seas around the globe.*



## HATTERAS 95 RAISED PILOTHOUSE



### AN AMERICAN CLASSIC

From the elegant lines of her well proportioned profile, to the exquisite detail found in the salon cabinetry, the Hatteras 95 Raised Pilothouse may be our most beautiful yacht yet. Every polished surface, pane of glass, and curve in her superstructure demands the attention of even the most casual observer. To the experienced yachtsman, these aesthetic details speak to the half-century of knowledge and tradition that have been invested into her design. The 95 RPH is not just another boat, she is the flagship of our next generation of motor yachts – delivering a new level of style, luxury and quality found only in a Hatteras.



# HATTERAS 95 RAISED PILOTHOUSE



STANDARD MAIN DECK WITH COUNTRY KITCHEN

## *Redefining Luxury*

As you enter the 95 RPH from the main entryway found amidships on the starboard side, the first thing you notice is the grand staircase heading up to the pilothouse and flybridge, and down to the staterooms, all in one graceful arc. Aft is the capacious salon and formal dining area. For those that entertain large groups, an optional oversized bar is available. Large windows reveal sweeping views to both port and starboard, and the aft salon doors open to combine the salon and aft deck social areas into one continuous living space ready to entertain on a grand scale. Move forward and you are greeted by the large open space of the country-style galley. Equipped with full-size appliances, ample cold

storage, a large dinette, and a working island with bar seating, the galley offers the amenities and luxury of home. The galley is also bathed in natural light, made possible by one of the most noticeable features of the new 95 RPH – the large integrated skylight in the overhead. An optional five stateroom layout takes advantage of this feature by including it in the on-deck master suite.

An observation lounge lies at the bow and an additional dining area can be found on the aft deck under the protection of the flybridge overhang. It features a dining table for eight guests, a premium AV system with drop-down flat-screen LED television, gear stowage compartments, and integrated steps to the flybridge and swim platform.




HATTERAS 95 RAISED PILOTHOUSE

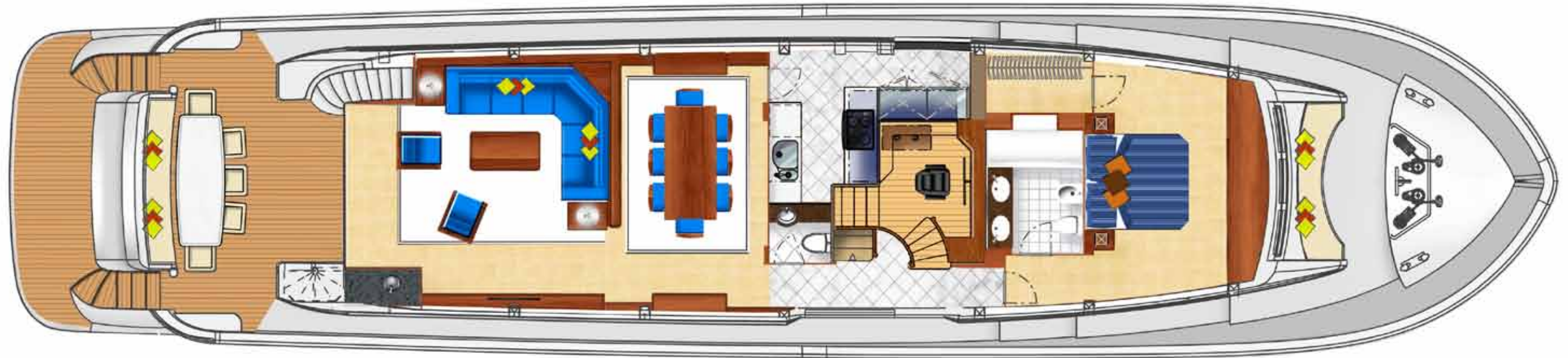


## LIFE ON A GRAND SCALE

The amenities and accommodations found aboard the 95 RPH are typically reserved for vessels much larger in size. She features the largest aft deck and salon in her class, and offers an optional on-deck master suite fit for royalty. Her exterior entertaining spaces are as abundant as the breath-taking views surrounding them. Enjoy the thrill of the adventure from the bow observation lounge, relax on the aft deck and enjoy the breeze, or sun yourself on the richly appointed flybridge. Inside, her luxury knows no end. Exotic hard woods, exquisite craftsmanship, stone countertops, and fine furnishings will have you convinced that this is our finest yacht ever.



## HATTERAS 95 RAISED PILOTHOUSE



OPTIONAL MAIN DECK WITH ON-DECK MASTER SUITE

### *Chasing Your Horizons*

With a massive flybridge, an overall length of 100' and beam of 22'6", her entertainment spaces and interior volume are easily compared to yachts much larger in size. Not only does the Hatteras 95 RPH deliver on volume, she will also be outfitted more like a much larger yacht – featuring content such as a grand side entry with spiral staircase, twin anchors with heavy-duty windlasses and integral chaffing plates, and an optional on-deck master suite.

A few steps up the grand staircase in the main entrance lies the raised pilothouse. A large

L-shaped lounge provides seating for six, and a comfortable helm chair provides a commanding view forward and amidships. Designed to meet the needs of any captain, the helm console can accommodate an elaborate communication and navigation electronics package. Central is the Hatteras Monitoring System that uses touch-screen technology to oversee all ship's systems including RPM, oil pressure, engine diagnostics, fuel and water levels, bilge alarms and more. From the helm chair, the captain has the entire vessel at his fingertips.



## HATTERAS 95 RAISED PILOTHOUSE



## THE HATTERAS PROMISE

From an exterior vantage point it is obvious that the 95 RPH is designed to be a beautiful ship. However, to bear the Hatteras name, that beauty must be more than skin deep. She must be the perfect confluence of form and function, echoing the promise of rugged strength and reliability delivered by the generations of Hatteras classics that came before. Her hull continues the Hatteras tradition of rugged fiberglass construction featuring a solid fiberglass bottom. Her mechanical spaces are a showcase of meticulously planned engineering systems and pristine work surfaces. And key systems feature built-in backups, providing the peace of mind that comes with owning a Hatteras.



# HATTERAS 95 RAISED PILOTHOUSE



STANDARD LOWER DECK WITH FOUR GUEST STATEROOMS AND VIP SUITE

## *Comfort Fit for Royalty*

**B**elow deck, the new 95 RPH provides accommodations for eight in a four-stateroom, four-head layout. The full-beam master suite is truly opulent and well appointed. It sits amidships and features a his-and-hers head and ample storage in large closet spaces. Portlights on each side bring in natural light, and the exquisitely crafted cabinetry provides the comfort and luxury you expect in a Hatteras. This private owner's retreat is fit for royalty. Heading forward, twin staterooms are located on either side of the companionway with each featuring its own head. At the bow lies the VIP suite. Entering from the same hallway as the other staterooms, the VIP suite offers

a luxurious private head, large closets and a queen bed with storage beneath. Each stateroom features a premium A/V package that includes a flat-screen LED television, AM/FM radio with Ipod® dock, Blue-ray® disc player and Bose® speakers.

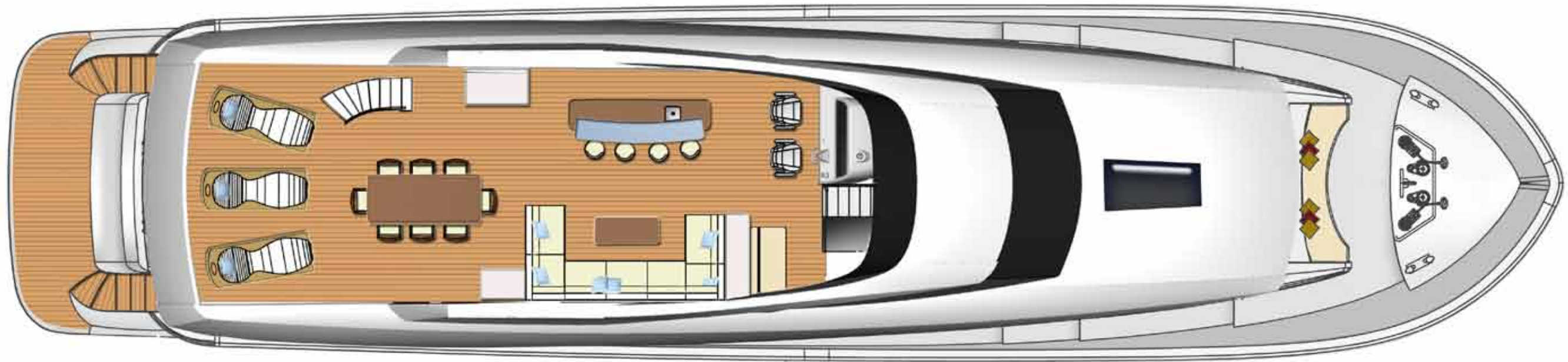
The crew space is located just aft of the engine room and can be entered from the aft deck stairwell or from the bustle door in the transom, making access convenient whether tied at the dock or underway. It includes a private stateroom for the captain and a bunkroom for crew. Each room has its own head. A shared galley is located off the companionway and is equipped with a microwave/convection oven, sink and refrigerator.



HATTERAS 95 RAISED PILOTHOUSE



# HATTERAS 95 RAISED PILOTHOUSE

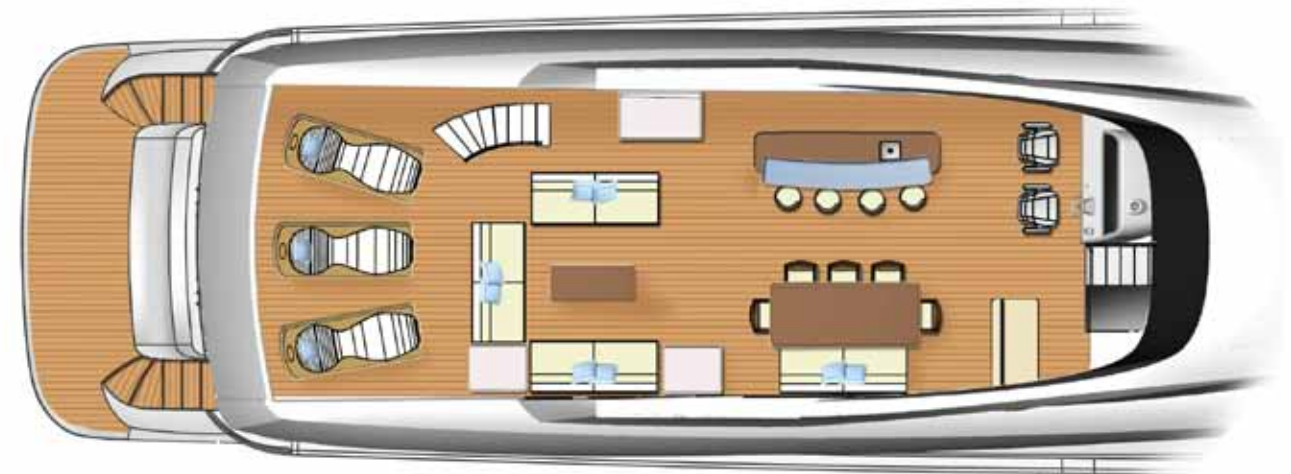


ONE OF MANY FLYBRIDGE ARRANGEMENTS

## *A Commanding View from Paradise*

Up above is the immense flybridge. Here, you can enjoy a commanding 360-degree view of your favorite port of call while relaxing in either the sun or shade. The design team created an innovative line of modular furniture that allows the flybridge to be tailored to the specific needs of the owner. A luxurious al fresco dining suit, comfortable lounges, large wet bar and more are all available to create a truly unique outdoor

space. The helm station found on the flybridge has two captain's chairs and can accommodate up to three monitors as well as the other system controls necessary to operate the yacht. The aft deck of the flybridge can be equipped with a davit for a tender and water toys, or an extended furniture layout for more entertaining space. If the latter is chosen, the tender and water toys are located on a hydraulic lift attached to the swim platform.



## STANDARD EQUIPMENT



### HATTERAS 95 RAISED PILOTHOUSE

#### EXTERIOR FINISH / CONSTRUCTION

- Isophthalic gelcoat, exterior layer, white
- Blister resistant vinylester resin in hull bottom skin coat
- Hull and superstructure painted with a premium linear polyester/polyurethane coating for improved cosmetics & increased durability
- Polymer/copper-based anti-fouling bottom paint
- Boot stripe, linear polyester/polyurethane coating
- Decks, non-skid surface, polyurethane paint with polymeric beads
- Solid fiberglass hull bottom with premium vinylester resins
- Hull sides and superstructure laminated with PVC foam core and premium vinylester resins
- Fiberglass stringers
- Steel laminated into longitudinal stringers at key locations to create engine foundations
- Bulkheads, athwartships and interior decks of resin-infused composite construction using PVC foam core

#### HARDWARE & MISCELLANEOUS

- Wood bulkheads, cabinetry and trim with a satin polyester finish in African mahogany
- All hardware polished chrome with brushed chrome in galley
- Port and starboard anchor hawsers with anchor chutes, heavy-duty chain stops, mooring bitts, and oversized anchor chafe plates in stainless steel
- Dual 350 lb stainless-steel anchors
- Dual 6000 lb hydraulic windlasses with deck-mounted foot-type control switches and 500 feet of hot-dipped galvanized chain (each side)
- Saltwater anchor wash in chutes
- Hydraulic 55 HP bow thruster and 45 HP stern thruster with integrated zero speed stabilizer system
- Hydraulic backup pump for integrated thrusters and stabilizers

- Four polished stainless steel spring line cleats with chafing strips, through-bolted in aluminum backing plates
- Two polished stainless steel bow cleats, through-bolted in aluminum backing plates
- Two polished stainless steel stern cleats, through-bolted in aluminum backing plates
- Welded and polished stainless steel rails on bow and flybridge, drilled and tapped in aluminum backing plates
- Fog bell
- Dual air horns powered by ship air compressor
- Zincs on rudders and shafts
- Alloy 22 high strength propeller shafts
- Manganese bronze dripless rudder seals
- Dripless shaft seals
- Two 8 person life rafts with hydrostatic release on boat deck
- Portable “drychem” and fire extinguishers, U.L. approved type in compliance with United States Coast Guard and ABYC standards
- Portable 13 lb. Halotron-1 fire extinguishers throughout
- Stainless-steel trim tabs
- Integral manganese bronze struts
- Stainless-steel rudders
- Propellers, Nibral high performance
- Sea stairs with storage
- Walk around side decks
- Bow lounge seat
- Amplifier, speakers, and volume control integrated with salon stereo
- Central vacuum with five outlets and 2 hoses
- Freshwater wash down connection on bow, flybridge, and swim deck
- Stainless steel deck plates for fuel and water fills and waste pump-out
- Heavy duty bronze engine couplings
- Generator exhaust, water separator
- Chain locker on bow deck
- 1400 GPD watermaker
- LED underwater lights (2)

#### ENGINE COMPARTMENT & BILGE

- Water manifold blocks with centralized shut-off valve for sinks and showers
- Pultruded fiberglass rudder shelf with stainless steel rudder tie bar
- AC fluorescent lights
- DC LED lights
- DC ventilation blower
- Twin diesel, freshwater-cooled main engines with electrically controlled marine gears, neutral interlocks, exhaust silencers, engine hour meters, alternators, fuel filters and seawater strainers
- FM200 fixed fire extinguishing system for engine/generator compartment with automatic and remote manual controls plus audible and visual discharge signals
- Two AC ventilation fans
- Two 40kW freshwater-cooled Electronic Quiet Diesel Onan generators(D) with shock mounts, sound enclosure, remote start, seawater strainer, fuel/water separator, hour meter, and water lift muffler
- Air intake system for engine room and engine combustion air with baffling and filters to minimize water intrusion
- Two 230 volt AC tubeaxial exhaust discharge fans for engine room
- Polyethylene water lines
- Electric fuel transfer system with filtration and dry tank protection for pump(s)
- Freshwater fill hose for engines and generator
- AC compressed air system with air line and regulator with accessory connection
- Dockside water inlets with pressure regulating valve and automatic dockside tank fill
- 24-volt DC bilge and sump pumps with heavy-duty float switches and protective guards
- Auxiliary AC emergency bilge pumps
- Bronze/chrome ball-valves through-bolted in solid fiberglass on all underwater through-hull fittings with electrical bonding throughout
- Pressurized 230 volt AC freshwater pump
- Freshwater AC backup pump
- Dual 230-volt AC 30 gallon electric water heaters

*(Continued next page)*

# STANDARD EQUIPMENT

## ENGINE COMPARTMENT & BILGE *(Cont.)*

- U.L. Marine listed fiberglass fuel tanks constructed with fire retardant resin with bronze fittings and coated with fire retardant paint
- Fiberglass water tanks, constructed with bronze fittings and materials which comply with the requirements of Title 21 for food and drugs
- Fiberglass holding tank, constructed with bronze fittings and 24-volt DC sewage pump, plumbed for dockside pump-out, with 3/4 full display and alarm as part of systems monitor programmable logic controller
- 110-volt AC oil changing system for engines, generators and gears with two 110 gallon auxiliary transfer tanks
- U.L. Marine-listed fuel filter/water separator, generators
- Sealed shower sump, two each
- U.L. Marine approved fuel filters/water separators with dual filters, engines
- Electric fuel priming pumps, engines
- Painted polyurethane engine room and bilges
- United States Coast Guard type A1 U.L. Marine approved fuel lines
- Discharge sea chests
- Stainless-steel steering tie bar with pivoting self-aligning ball joint connection at all cylinder and tie bar connections
- Insulation in deck
- Fiberglass gray water tanks with sewage pump, plumbed for dockside pump-out with 3/4 full display and alarm as part of systems monitor
- Pick-up sea chests
- Digital monitoring for main engines
- Start / stop switches and hour meter
- Work bench with tool storage
- Rubber deck mat between engines

## ELECTRICAL SYSTEMS

- Two 24 volt banks of heavy-duty, 12 volt marine AGM batteries mounted in fire retardant fiberglass boxes
- U.L. 1426 listed boat cable, tin coated with insulation

- Gel/lead acid compatible 240 volt automatic programmable battery charger, 50/60Hz
- Automatic battery paralleling system with switch at control console
- Two 240 volt, 100 amp, retractable shore cords, with over-current protection and wireless remote control
- DC LED lights and fixtures
- AC duplex outlet(s) with ground fault protection
- Battery control panel with fuses and isolation switches
- DC electronics panel with magnetic circuit breakers
- AC and DC distribution panels with magnetic circuit breakers
- AC switching panel with source selector switches, volt meter, ammeter, frequency meter, generator start/stop controls, and distribution panel selector switches
- Navigation lights
- Ground fault protection on AC receptacles and AC lighting circuits
- Chilled water air conditioning, (2) 6-ton, with reverse-cycle heating and soft starting AC compressors
- TV antenna, omni-directional

## FLYBRIDGE & BRIDGE DECK

- Computer controlled ethernet monitoring system with LCD touch screen display providing visual and audible signals for engines, gears, generators, high bilge water, fire warning in engine compartment, fire extinguisher discharge in engine compartment, AC power loss, smoke detectors, all tank level indication, low battery voltage, alternator failure, battery charger failure, bilge pump control and run indication, holding tank pump control and run indication, and carbon monoxide detectors. A history log is maintained for critical alarms and trends may be set up to view various parameters with respect to time. Additional monitoring points may be added to the system economically and easily.

- Custom navigational electronics package
- Welded and polished stainless-steel grab rails and stanchions
- Two lounges with cushions and storage underneath
- Tinted acrylic windshield
- Control station with necessary switches
- Painted (polyurethane) aluminum framed radar arch with mast, dual radar platform, and anchor light
- Fiberglass hardtop with aluminum supports and LED lighting in overhead
- Compass with dimmable light
- Single-lever clutch and throttle controls (electronic) with emergency back-up and engine synchronization
- Hydraulic power-assisted steering
- Two (2) adjustable helmchairs
- Sliding door to pilothouse
- DC AM/FM stereo receiver with CD player and speakers
- Wet bar with solid surface countertop, sink, refrigerator, icemaker and three barstools
- Stairs from pilothouse to bridge
- Molded-in stairs to aft deck with hatch
- Neutral interlock switches allowing engine to start in neutral only
- Fuel level gauges
- Canvas console cover
- Freshwater wash down
- Free standing dining table with 8 chairs
- Cabinet with electric grill and storage
- Yacht controller with plug-in locations on flybridge and aft deck (Port and Starboard)

## PILOTHOUSE

- Computer controlled ethernet monitoring system with LCD touch screen display providing visual and audible signals for engines, gears, generators, high bilge water, fire warning in engine compartment, fire extinguisher discharge in engine compartment, AC power loss, smoke detectors, all tank level indication, low battery voltage, alternator failure, battery charger failure, bilge pump control and run

- indication, holding tank pump control and run indication, and carbon monoxide detectors. A history log is maintained for critical alarms and trends may be set up to view various parameters with respect to time. Additional monitoring points may be added to the system economically and easily.
- Custom navigational electronics package
- Elevated L-shaped lounge
- Stone table with stainless-steel pedestals (choice of standard stone options)
- Adjustable helmchair
- Fixed frameless windows and windshield with safety glass
- Intermittent electric windshield wipers/washers with controls
- Padded chart flat
- Forward control station with all necessary switches, single-lever electric clutch and throttle controls, synchronizer, back-up controls, power assisted steering, compass and electronic console
- Amtico flooring
- Amplifier, speakers, and volume control integrated with salon stereo
- AC duplex outlet(s) with ground fault protection
- Removable fabric headliner installed on track system
- Carbon monoxide detector
- Smoke detector
- Defogger
- HVAC control

## AFT DECK

- Molded bench seating with cushions and cover
- Molded fiberglass steps to flybridge
- Molded fiberglass steps with lights to sport deck, port and starboard
- Stainless steel gates from aft deck to swim deck steps
- Boarding gates, port and starboard side decks
- Automatic opening, stainless steel door to salon
- Amplifier, speakers, and volume control integrated with salon stereo

- AC duplex outlet(s) with ground fault protection
- DC LED lighting
- Door with stairwell to crew's quarters/engine room
- Teak table with cover
- Retractable 40" LED TV
- Teak deck, natural finish

## SPORT DECK

- Freshwater wash down
- Hot/cold hand-held shower
- Molded-in fiberglass steps with DC lights to aft deck
- Pop-up cleats (2)
- Swim platform with stainless steel re-boarding ladder
- Watertight door to crew quarters and engine room

## GALLEY

- Amtico flooring
- Removable fabric headliner installed on track system
- Fixed frameless windows with tinted safety glass
- Microwave/convection oven
- DC LED lighting
- AC duplex outlet(s) with ground fault protection
- Genuine wood inserts to match interior finish on appliances
- 26" LED TV
- U-shaped lounge with stone table and stainless-steel pedestals (choice of standard stone options)
- Stone countertops and backsplash with stainless sink and storage cabinets made of finished wood (choice of standard stone options)
- 48" refrigerator with freezer and icemaker
- Four-burner ceramic cooktop
- Garbage Disposal
- HVAC control

*(Continued next page)*

# STANDARD EQUIPMENT

## **GALLEY** *(Cont.)*

- Smoke detector
- Carbon monoxide detector
- Dishwasher
- Trash compactor
- Oven
- Wine cooler
- Center island with storage, stone countertops, and three bar stools (choice of standard stone options)
- Skylight with privacy blinds

## **SALON & DINING**

- Hardwood flooring with inlaid carpeting
- Removable fabric headliner installed on track system
- Privacy blinds
- Automatic opening, stainless steel door to aft deck
- Buffet cabinet
- Hullside cabinetry
- 46” LED TV
- BOSE® LS-V35 system with AM/FM, iPod Dock, and surround sound speakers
- Blue-ray® disc player
- Fixed frameless windows with tinted safety glass
- DC LED lighting
- AC duplex outlet(s) with ground fault protection
- Sofa
- Coffee table
- Two club chairs
- Carbon monoxide detector
- Smoke detector
- HVAC control
- Formal dining table with eight chairs
- Two end tables
- Wet bar with stainless steel sink, icemaker, and refrigerator including glass and bottle storage
- Decorative soffit design in headliner with wood accents
- Stairs to pilothouse
- Pantograph door to side deck, port
- Stainless steel door to side deck, starboard

## **LOWER DECK COMPANIONWAY**

- Stone flooring (choice of standard stone options)
- Removable fabric headliner installed on track system
- Removable fabric covered hullside(s) and bulkhead(s) installed on track system
- Flush panel doors with door stops to staterooms and head(s)
- Lighted stairway to salon
- DC LED lighting
- High efficiency front loading washer and dryer

## **LOWER DECK MASTER STATEROOM**

- Carpeting
- Removable fabric headliner installed on track system
- Removable fabric covered hullside(s) and bulkhead(s) installed on track system
- King-sized berth with upholstered headboard and cedar-lined storage underneath
- Upholstered berth base
- Pilowtop innerspring mattress, spread, throw pillows, pillows, pillow shams, mattress pad and sheets
- Cedar-lined closet with automatic light, port and starboard
- Two nightstands with storage
- Dressers with drawers, port and starboard
- 40” LED TV
- BOSE® LS-235 system with AM/FM, iPod Dock, and speakers
- Blue-ray® disc player
- Full-length mirror
- DC LED lighting
- AC duplex outlet(s) with ground fault protection
- Private access to head
- Smoke detector
- Carbon monoxide detector
- Privacy blinds
- HVAC control

## **OPTIONAL MAIN DECK MASTER STATEROOM**

- Carpeting
- Removable fabric headliner installed on track system

- Removable fabric covered hullside(s) and bulkhead(s) installed on track system
- King-sized berth with upholstered headboard and cedar-lined storage underneath
- Upholstered berth base
- Pilowtop innerspring mattress, spread, throw pillows, pillows, pillow shams, mattress pad and sheets
- Walk-in cedar-lined closet with shelving and automatic light
- Two nightstands with storage
- Dresser with drawers, forward
- 40” LED TV
- BOSE® LS-235 system with AM/FM, iPod Dock, and speakers
- Blue-ray® disc player
- Full-length mirror
- DC LED lighting
- AC duplex outlet(s) with ground fault protection
- Private access to head
- Smoke detector
- Carbon monoxide detector
- Privacy blinds
- HVAC control
- Skylight with privacy blinds

## **BOW VIP STATEROOM**

- Carpeting
- Removable fabric headliner installed on track system
- Removable fabric covered hullside(s) and bulkhead(s) installed on track system
- Queen-sized tapered berth with upholstered headboard, drawer, and cedar-lined storage underneath
- Upholstered berth base
- Pilowtop innerspring mattress, spread, throw pillows, pillows, pillow shams, mattress pad and sheets
- Cedar-lined closet with automatic light, port and starboard
- Two nightstands with storage
- Dresser with drawers
- 40” LED TV

- BOSE® LS-235 system with AM/FM, iPod Dock, and speakers
- Blue-ray® disc player
- Full-length mirror
- DC LED lighting
- AC duplex outlet(s) with ground fault protection
- Private access to head
- Smoke detector
- Carbon monoxide detector
- HVAC control
- Screened overhead hatch with privacy cover

## **PORT GUEST STATEROOM**

- Carpeting
- Removable fabric headliner installed on track system
- Removable fabric covered hullside(s) and bulkhead(s) installed on track system
- Twin berths with upholstered headboards that convert to queen berth
- Upholstered berth base(s)
- Pilowtop innerspring mattresses, spreads, throw pillows, pillows, pillow shams, mattress pads and sheets
- Cedar-lined closet with drawers and automatic light
- Nightstand with storage
- 26” LED TV
- BOSE LS-235 system with AM/FM, iPod Dock, and speakers
- Blue Ray disc player
- Full-length mirror
- DC LED lighting
- AC duplex outlet(s) with ground fault protection
- Private access to head
- Smoke detector
- Carbon monoxide detector
- HVAC control

## **STARBOARD GUEST STATEROOM**

- Carpeting
- Removable fabric headliner installed on track system

- Removable fabric covered hullside(s) and bulkhead(s) installed on track system
- Twin berths with upholstered headboards that convert to queen berth
- Upholstered berth base(s)
- Pilowtop innerspring mattresses, spreads, throw pillows, pillows, pillow shams, mattress pads and sheets
- Cedar-lined closet with drawers and automatic light
- Nightstand with storage
- 26” LED TV
- BOSE LS-235 system with AM/FM, iPod Dock, and speakers
- Blue Ray disc player
- Full-length mirror
- DC LED lighting
- AC duplex outlet(s) with ground fault protection
- Private access to head
- Smoke detector
- Carbon monoxide detector
- HVAC control

## **LOWER DECK MASTER HEAD (HIS & HERS)**

- Stone flooring (choice of standard stone options)
- Removable fabric headliner installed on track system
- Wallcovering
- Two stone countertops, backsplashes, and sidesplashes with undermount sinks (choice of standard stone options)
- Stone baseboards (choice of standard stone options)
- Stone shower with frameless door (choice of standard stone options)
- Two mirrors
- Two base cabinets to match interior finish with storage
- Two towel bars
- Two freshwater toilets
- Two 120 volt AC air freshener blowers
- DC LED lighting
- AC duplex outlet(s) with ground fault protection
- Two holding tank 3/4 full indicator lights

*(Continued next page)*

# STANDARD EQUIPMENT

## OPTIONAL MAIN DECK MASTER HEAD

- Stone flooring (choice of standard stone options)
- Removable fabric headliner installed on track system
- Wallcovering
- Stone countertops, backsplashes, and sidesplashes with two undermount sinks (choice of standard stone options)
- Stone baseboards (choice of standard stone options)
- Stone shower with frameless door (choice of standard stone options)
- Two mirrors
- Base cabinet to match interior finish with storage
- Towel bar
- Freshwater toilet
- 120 volt AC air freshener blower
- DC LED lighting
- AC duplex outlet(s) with ground fault protection
- Plexi-mirror around upper cabinet
- Holding tank 3/4 full indicator light

## GUEST HEADS

- Amtico flooring
- Removable fabric headliner installed on track system
- Wallcovering
- Stone countertop, backsplash and sidesplash with porcelain undermount sink (Two sinks in bow guest head) (choice of standard stone options)
- Hardwood baseboards
- Stall shower with door and automatic sump pump
- Mirror
- Base cabinet to match interior finish with storage
- Towel bar
- Freshwater toilet
- 120 volt AC air freshener blower

- DC LED lighting
- AC duplex outlet(s) with ground fault protection
- Plexi-mirror around upper cabinet
- Holding tank 3/4 full indicator light

## DAY HEAD

- Stone flooring (choice of standard stone options)
- Plexi-mirrored ceiling
- Wallcovering
- Stone countertop with porcelain undermount sink (choice of standard stone options)
- Hardwood baseboards
- Mirror above vanity
- Base cabinet to match interior finish with storage
- Towel ring
- Freshwater toilet
- 120 volt AC air freshener blower
- DC LED lighting
- AC duplex outlet(s) with ground fault protection
- Holding tank 3/4 full indicator light

## CAPTAIN & CREW STATEROOMS

- Carpeting
- Removable fabric headliner installed on track system
- Removable fabric covered hullside(s) and bulkhead(s) installed on track system
- Over/under berths (starboard) and double berth (port)
- Upholstered berth base
- Innerspring mattresses, spreads, throw pillows, pillows, pillow shams, mattress pads and sheets
- Cedar-lined hanging locker with door and automatic light
- 26" LED TV
- DC AM/FM stereo receiver with CD/DVD player and speakers
- Full-length mirror
- DC LED lighting

- AC duplex outlet(s) with ground fault protection
- Smoke detector
- Carbon monoxide detector
- HVAC control

## CAPTAIN & CREW HEADS

- Amtico flooring
- Removable fabric headliner installed on track system
- Wallcovering
- Solid-surface countertop with integral sink and storage cabinet
- Stall shower with door and automatic sump pump
- Mirror
- Towel bar
- Freshwater toilet
- Recirculating fan
- DC LED lighting
- AC duplex outlet(s) with ground fault protection
- Holding tank 3/4 full indicator light

## CREW LOUNGE

- Amtico flooring
- Microwave/convection oven
- Refrigerator
- Solid-surface dinette with two stools

- Base cabinet to match interior finish with sink
- Stairwell from aft deck
- Door to engine room with viewing window
- Watertight door from swim platform

## PROVISIONING ITEMS

- Stern staffs with ensign
- Black braided mooring lines (6)
- Black fenders (4)
- Life jackets (12)
- Life ring (2)
- Flare gun with flares
- First aid kit
- Boat Hook
- Tool set
- Prop removal and installation tool
- Water delivery kit with spare electrical and mechanical components
- Recommended cleaning supplies for care of your new yacht
- Two sheet sets for each berth
- Two towel sets for each head
- Robe and slipper sets for master and VIP staterooms
- Eight place settings of fine china, crystal, and flatware
- Stocked wine cooler, bar, and beverage center

# OPTIONAL EQUIPMENT

## FLYBRIDGE

- Air Conditioning (48,000 BTU) for Open Flybridge
- Soft Enclosure, Flybridge

## INTERIOR

- Main Deck Master Stateroom
- Full Bar (Includes stone countertop and three barstools)
- Automatic Entryway Door at Midship Atrium

## DECK / EXTERIOR

- Light Hull Color, Optional Color
- Boot Top, Optional Color
- Transom Bustle Hoop Rails

## TEAK

- Teak Steps to Flybridge, Natural Finish
- Teak Steps to Swim Platform, Natural Finish
- Teak on Swim Platform, Natural Finish
- Teak Flybridge Deck, Natural Finish
- Teak Cap Rail

## MECHANICAL / ELECTRICAL

- 2,000 lb Fully Hydraulic Davit on Flybridge
- 2,200 lb Stern Docking Windlass, Port and Starboard
- 2,000lb. Hydraulic Swim Platform
- Sewage Treatment System



*All information included in this publication is subject to change without notice. This includes, but is not limited to, standard specifications, options, measurements, capacities, and performance. Furthermore, accuracy of photographs, renderings, and illustrations is not guaranteed. Content is provided in good faith with a reasonable effort to maintain accuracy on the date of issue. This publication is not a legal contract nor a supplement to any sales agreement and does not establish any obligations of Hatteras Yachts.*



## CUSTOMER CARE

We know your time is valuable – And that's the driving force behind Hatteras Customer Care, our premium customer support program designed to keep you on the water. Hatteras Customer Care provides each owner with a dedicated contact available around the clock. Hatteras also provides two onboard vessel inspections within the first year of operation, as well as complimentary captain's training. In addition, each new vessel is covered by a 2-Year Limited Warranty, and a 10-Year Structural Hull Warranty. No matter where you are, Hatteras Customer Care will help you make the most of your boating experience, allowing you to spend more time enjoying your vessel and less time worrying about it.

